

STATEMENT OF APPROVED BUDGET, UTILIZATIONS, DISBURSEMENTS AND BALANCES

(For Off-Budgetary Funds)


As at the Quarter Ending March 31, 2021


Department : State Universities and Colleges (SUCs)  
 Agency/Entity : Cagayan State University  
 Operating Unit : < not applicable >  
 Organization Code (UACS) : 08 022 0000000  
 Fund Cluster : 05 Internally Generated Funds  
 (e.g. UACS Fund Cluster: 05-Internally Generated Funds and 06-Business Related Funds)


Particulars	UACS CODE	Approved Budget			Utilizations					Disbursements				Balances			
		Approved Budgeted Revenue	Adjustments (Reductions, Modifications/)	Adjusted Budgeted Revenue	1st Quarter Ending March 31	2nd Quarter Ending June 30	3rd Quarter Ending Sept. 30	4th Quarter Ending Dec. 31	Total	1st Quarter Ending March 31	2nd Quarter Ending June 30	3rd Quarter Ending Sept. 30	4th Quarter Ending Dec. 31	TOTAL	Unutilized Budget	Unpaid Obligations	
																Due and Demandable	Not Yet Due and Demandable
1	2	3	4	5=[(3+(-)4)]	6	7	8	9	10=(6+7+8+9)	11	12	13	14	15=(11+12+13+14)	16=(5-10)	17	18
General Administration and Support	1000000000000000	27,762,557.73	0.00	27,762,557.73	7,173,123.59	0.00	0.00	0.00	7,173,123.59	6,384,469.64	0.00	0.00	0.00	6,384,469.64	20,589,434.14	390,749.54	397,904.41
General Management and Supervision	100000100001000	27,762,557.73	0.00	27,762,557.73	7,173,123.59	0.00	0.00	0.00	7,173,123.59	6,384,469.64	0.00	0.00	0.00	6,384,469.64	20,589,434.14	390,749.54	397,904.41
MOOE		11,189,511.61	0.00	11,189,511.61	6,446,723.59	0.00	0.00	0.00	6,446,723.59	5,718,469.64	0.00	0.00	0.00	5,718,469.64	4,742,788.02	390,749.54	337,504.41
CO		16,573,046.12	0.00	16,573,046.12	726,400.00	0.00	0.00	0.00	726,400.00	666,000.00	0.00	0.00	0.00	666,000.00	15,846,646.12	0.00	60,400.00
Sub-Total, General Administration and Support		27,762,557.73	0.00	27,762,557.73	7,173,123.59	0.00	0.00	0.00	7,173,123.59	6,384,469.64	0.00	0.00	0.00	6,384,469.64	20,589,434.14	390,749.54	397,904.41
PS		0.00	0.00	0.00	0.00	0.00	0.00	0.00	0.00	0.00	0.00	0.00	0.00	0.00	0.00	0.00	0.00
MOOE		11,189,511.61	0.00	11,189,511.61	6,446,723.59	0.00	0.00	0.00	6,446,723.59	5,718,469.64	0.00	0.00	0.00	5,718,469.64	4,742,788.02	390,749.54	337,504.41
FinEx (if Applicable)		0.00	0.00	0.00	0.00	0.00	0.00	0.00	0.00	0.00	0.00	0.00	0.00	0.00	0.00	0.00	0.00
CO		16,573,046.12	0.00	16,573,046.12	726,400.00	0.00	0.00	0.00	726,400.00	666,000.00	0.00	0.00	0.00	666,000.00	15,846,646.12	0.00	60,400.00
Support to Operations	2000000000000000	1,039,663.82	20,400.00	1,060,063.82	435,226.80	0.00	0.00	0.00	435,226.80	435,226.80	0.00	0.00	0.00	435,226.80	624,837.02	0.00	0.00
Auxiliary Services	200000100001000	1,039,663.82	20,400.00	1,060,063.82	435,226.80	0.00	0.00	0.00	435,226.80	435,226.80	0.00	0.00	0.00	435,226.80	624,837.02	0.00	0.00
MOOE		689,667.32	20,400.00	710,067.32	435,226.80	0.00	0.00	0.00	435,226.80	435,226.80	0.00	0.00	0.00	435,226.80	274,840.52	0.00	0.00
CO		349,996.50	0.00	349,996.50	0.00	0.00	0.00	0.00	0.00	0.00	0.00	0.00	0.00	0.00	349,996.50	0.00	0.00
Sub-Total, Support to Operations		1,039,663.82	20,400.00	1,060,063.82	435,226.80	0.00	0.00	0.00	435,226.80	435,226.80	0.00	0.00	0.00	435,226.80	624,837.02	0.00	0.00
PS		0.00	0.00	0.00	0.00	0.00	0.00	0.00	0.00	0.00	0.00	0.00	0.00	0.00	0.00	0.00	0.00
MOOE		689,667.32	20,400.00	710,067.32	435,226.80	0.00	0.00	0.00	435,226.80	435,226.80	0.00	0.00	0.00	435,226.80	274,840.52	0.00	0.00
FinEx (if Applicable)		0.00	0.00	0.00	0.00	0.00	0.00	0.00	0.00	0.00	0.00	0.00	0.00	0.00	0.00	0.00	0.00
CO		349,996.50	0.00	349,996.50	0.00	0.00	0.00	0.00	0.00	0.00	0.00	0.00	0.00	0.00	349,996.50	0.00	0.00
Operations	3000000000000000	21,561,293.52	(20,400.00)	21,540,893.52	4,943,874.27	0.00	0.00	0.00	4,943,874.27	3,945,858.61	0.00	0.00	0.00	3,945,858.61	16,597,019.25	0.00	998,015.66
OO : Relevant and quality tertiary education ensured to achieve inclusive growth and access of poor but deserving students to quality tertiary education increased	3100000000000000	19,567,483.81	(34,600.00)	19,532,883.81	4,515,177.43	0.00	0.00	0.00	4,515,177.43	3,533,681.97	0.00	0.00	0.00	3,533,681.97	15,017,706.38	0.00	981,495.46
HIGHER EDUCATION PROGRAM	3101000000000000	19,567,483.81	(34,600.00)	19,532,883.81	4,515,177.43	0.00	0.00	0.00	4,515,177.43	3,533,681.97	0.00	0.00	0.00	3,533,681.97	15,017,706.38	0.00	981,495.46
Provision of Higher Education Services	310100100002000	19,567,483.81	(34,600.00)	19,532,883.81	4,515,177.43	0.00	0.00	0.00	4,515,177.43	3,533,681.97	0.00	0.00	0.00	3,533,681.97	15,017,706.38	0.00	981,495.46
MOOE		11,270,094.83	(55,932.00)	11,214,162.83	4,378,618.43	0.00	0.00	0.00	4,378,618.43	3,415,022.97	0.00	0.00	0.00	3,415,022.97	6,835,544.40	0.00	963,595.46
CO		8,297,388.98	21,332.00	8,318,720.98	136,559.00	0.00	0.00	0.00	136,559.00	118,659.00	0.00	0.00	0.00	118,659.00	8,182,161.98	0.00	17,900.00
OO : Higher education research improved to promote economic productivity and innovation	3200000000000000	1,727,390.57	14,200.00	1,741,590.57	423,696.84	0.00	0.00	0.00	423,696.84	407,176.64	0.00	0.00	0.00	407,176.64	1,317,893.73	0.00	16,520.20
ADVANCED EDUCATION PROGRAM	3201000000000000	282,250.00	14,200.00	296,450.00	264,200.00	0.00	0.00	0.00	264,200.00	264,200.00	0.00	0.00	0.00	264,200.00	32,250.00	0.00	0.00


Department : State Universities and Colleges (SUCs)  
 Agency/Entity : Cagayan State University  
 Operating Unit : < not applicable >  
 Organization Code (UACS) : 08 022 0000000  
 Fund Cluster : 05 Internally Generated Funds  
 (e.g. UACS Fund Cluster: 05-Internally Generated Funds and 06-Business Related Funds)

Particulars	UACS CODE	Approved Budget			Utilizations					Disbursements					Balances		
		Approved Budgeted Revenue	Adjustments (Reductions, Modifications/)	Adjusted Budgeted Revenue	1st Quarter Ending March 31	2nd Quarter Ending June 30	3rd Quarter Ending Sept. 30	4th Quarter Ending Dec. 31	Total	1st Quarter Ending March 31	2nd Quarter Ending June 30	3rd Quarter Ending Sept. 30	4th Quarter Ending Dec. 31	TOTAL	Unutilized Budget	Unpaid Obligations	
																Due and Demandable	Not Yet Due and Demandable
1	2	3	4	5=[(3+(-)4)]	6	7	8	9	10=(6+7+8+9)	11	12	13	14	15=(11+12+13+14)	16=(5-10)	17	18
Provision of Advanced Education Services	320100100001000	282,250.00	14,200.00	296,450.00	264,200.00	0.00	0.00	0.00	264,200.00	264,200.00	0.00	0.00	0.00	264,200.00	32,250.00	0.00	0.00
MOOE		282,250.00	14,200.00	296,450.00	264,200.00	0.00	0.00	0.00	264,200.00	264,200.00	0.00	0.00	0.00	264,200.00	32,250.00	0.00	0.00
CO		0.00	0.00	0.00	0.00	0.00	0.00	0.00	0.00	0.00	0.00	0.00	0.00	0.00	0.00	0.00	0.00
RESEARCH PROGRAM	3202000000000000	1,445,140.57	0.00	1,445,140.57	159,496.84	0.00	0.00	0.00	159,496.84	142,976.64	0.00	0.00	0.00	142,976.64	1,285,643.73	0.00	16,520.20
Conduct of Research Services	320200100001000	1,445,140.57	0.00	1,445,140.57	159,496.84	0.00	0.00	0.00	159,496.84	142,976.64	0.00	0.00	0.00	142,976.64	1,285,643.73	0.00	16,520.20
MOOE		423,140.57	0.00	423,140.57	159,496.84	0.00	0.00	0.00	159,496.84	142,976.64	0.00	0.00	0.00	142,976.64	263,643.73	0.00	16,520.20
CO		1,022,000.00	0.00	1,022,000.00	0.00	0.00	0.00	0.00	0.00	0.00	0.00	0.00	0.00	0.00	1,022,000.00	0.00	0.00
OO : Community engagement increased	3300000000000000	266,419.14	0.00	266,419.14	5,000.00	0.00	0.00	0.00	5,000.00	5,000.00	0.00	0.00	0.00	5,000.00	261,419.14	0.00	0.00
TECHNICAL ADVISORY EXTENSION PROGRAM	3301000000000000	266,419.14	0.00	266,419.14	5,000.00	0.00	0.00	0.00	5,000.00	5,000.00	0.00	0.00	0.00	5,000.00	261,419.14	0.00	0.00
Provision of Extension Services	330100100001000	266,419.14	0.00	266,419.14	5,000.00	0.00	0.00	0.00	5,000.00	5,000.00	0.00	0.00	0.00	5,000.00	261,419.14	0.00	0.00
MOOE		266,419.14	0.00	266,419.14	5,000.00	0.00	0.00	0.00	5,000.00	5,000.00	0.00	0.00	0.00	5,000.00	261,419.14	0.00	0.00
CO		0.00	0.00	0.00	0.00	0.00	0.00	0.00	0.00	0.00	0.00	0.00	0.00	0.00	0.00	0.00	0.00
Sub-Total, Operations		21,561,293.52	(20,400.00)	21,540,893.52	4,943,874.27	0.00	0.00	0.00	4,943,874.27	3,945,858.61	0.00	0.00	0.00	3,945,858.61	16,597,019.25	0.00	998,015.66
PS		0.00	0.00	0.00	0.00	0.00	0.00	0.00	0.00	0.00	0.00	0.00	0.00	0.00	0.00	0.00	0.00
MOOE		12,241,904.54	(41,732.00)	12,200,172.54	4,807,315.27	0.00	0.00	0.00	4,807,315.27	3,827,199.61	0.00	0.00	0.00	3,827,199.61	7,392,857.27	0.00	980,115.66
FinEx (if Applicable)		0.00	0.00	0.00	0.00	0.00	0.00	0.00	0.00	0.00	0.00	0.00	0.00	0.00	0.00	0.00	0.00
CO		9,319,388.98	21,332.00	9,340,720.98	136,559.00	0.00	0.00	0.00	136,559.00	118,659.00	0.00	0.00	0.00	118,659.00	9,204,161.98	0.00	17,900.00
GRAND TOTAL		50,363,515.07	0.00	50,363,515.07	12,552,224.66	0.00	0.00	0.00	12,552,224.66	10,765,555.05	0.00	0.00	0.00	10,765,555.05	37,811,290.41	390,749.54	1,395,920.07
PS		0.00	0.00	0.00	0.00	0.00	0.00	0.00	0.00	0.00	0.00	0.00	0.00	0.00	0.00	0.00	0.00
MOOE		24,121,083.47	(21,332.00)	24,099,751.47	11,689,265.66	0.00	0.00	0.00	11,689,265.66	9,980,896.05	0.00	0.00	0.00	9,980,896.05	12,410,485.81	390,749.54	1,317,620.07
FinEx (if Applicable)		0.00	0.00	0.00	0.00	0.00	0.00	0.00	0.00	0.00	0.00	0.00	0.00	0.00	0.00	0.00	0.00
CO		26,242,431.60	21,332.00	26,263,763.60	862,959.00	0.00	0.00	0.00	862,959.00	784,659.00	0.00	0.00	0.00	784,659.00	25,400,804.60	0.00	78,300.00

Prepared by:  
  
 OLIVIA C. JASAM  
 SAO-UBO  
 Date:

Reviewed by:  
  
 MA. REMEDIOS E. TANGONAN  
 University Accountant  
 Date:

Reviewed by:  
  
 EMERITA F. GERON  
 Chief AO - Finance  
 Date:

Approved by:  
  
 URDUJAH G. ALVARADO  
 University President  
 Date: